

WebFire Training Webinar

By Shawn Casey
and Brian Koz
Co-Founders of WebFire

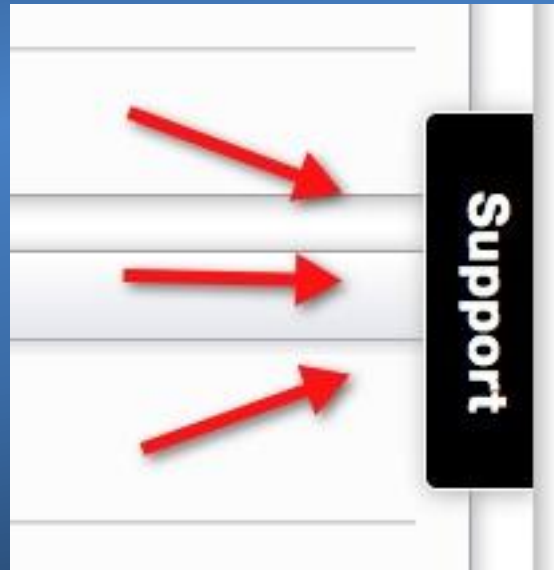


support@webfire.com
**(Or Helpdesk via Members
area – preferred)**

www.WebFire.com/members



Our Helpdesk Tab in Members Area...




We Record All Webinars...

**But you can ask us live
questions if you attend. 😊**




Webinar Recordings


TRAINING WEBINAR

 **Webinar #1**
Our first training webinar.


[Watch Webinar](#) [Download PDF](#)

 **Webinar #2**
On Page and Off Page SEO + Video Marketing Tips.


[Watch Webinar](#) [Download PDF](#)

 **Webinar #3**
How to Do Affiliate Marketing Using WebFire

[Watch Webinar](#) [Download PDF](#)

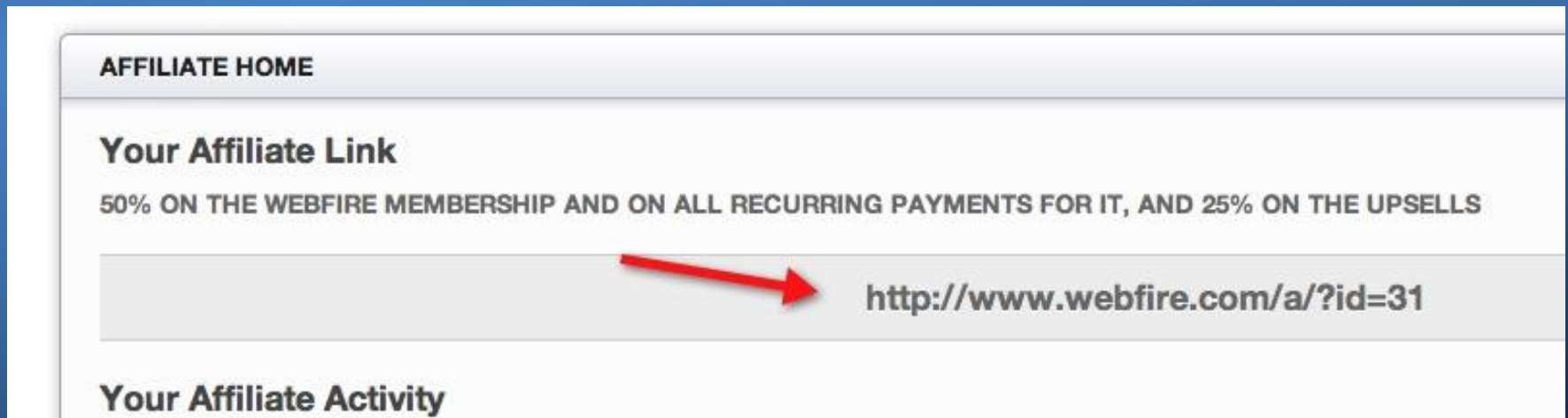
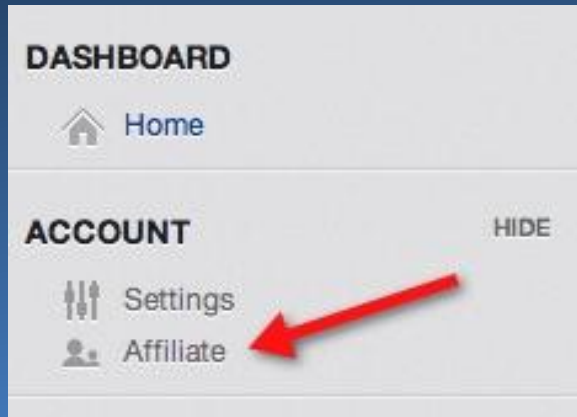
 **Webinar #4**
Local Business Marketing Using WebFire

[Watch Webinar](#) [Download PDF](#)

 **Webinar #5**
Advanced Online Promo Tricks

[Watch Webinar](#) [Download PDF](#)

Instantly Be an Affiliate



Today, we're going to cover some basic things – because many of you are over-complicating and over-thinking what you should be doing.



You'll see 3 Simple Methods
during this webinar that you
can implement in the next
24 hours



We'll do a website analysis and answer your questions live.



3 Methods You'll Learn

1. Get on Page 1 of Google in 7 Minutes (from start to finish)
2. The 1 Hour a Week to Web Traffic and Rankings Method
3. The Affiliate Money Siphoning Trick



Page 1 in 7 Minutes Trick

1. Open up the Macroleads Fire tool
2. Type in a Keyword related to your niche
3. Go through the results found and leave a post, comment, answer, or reply on at least the top ranked and searched sites
4. Provide **valuable** information in your comment / post and then suggest that they go to your site (post your link) to find out more info.
5. Get instant exposure on page 1!



1 Hour a Week to More Traffic and Rankings

1. Use the Main Keyword Tool
2. Type in a Keyword in your niche
3. Write down all the keywords that are highlighted green (and any others that interest you)
4. Pick one keyword a week to do a blog post on it while putting that keyword as the title of your blog post (or at least contains that keyword)



1 Hour a Week to More Traffic and Rankings

5. Open the “Submit Your Site” tool and type in your blog title and URL and hit “submit” each time you have a new blog post
6. (Optional) Use Omnileads to find relevant forums and blogs to post to or use the Article Submitter in order to get more backlinks
7. Watch your traffic and rankings skyrocket



Affiliate Money Siphoning Trick

1. Create a Blogger.com blog, a wordpress blog, or create any website you want that writes a review of any product that you can be an affiliate for (Amazon, Clickbank, CJ.com, etc.)
2. Search Omnileads, Macroleads Fire, and the Q&A Lead Firestorm tools for review type keywords like “[product name] review”
3. Leave a valuable post or answer on the sites in the results and link back to your blog post for more information
4. “Steal” highly targeted traffic already trying to look for reviews of whatever product you’re targeting
5. Make Money! 😊



Send your case study,
testimonial, or feedback to
support@webfire.com

